

The range of Skipper **XS** accessories

The Skipper XS has its own range of functional, unique accessories which allow it to keep internal environments safe.



Skipper **XS** clamp holder/receiver

This clamp holder/receiver is used to attach the Skipper XS unit and/or tape end to angular surfaces such as door frames, work surfaces and racking. It can be used horizontally and vertically.



Skipper **XS** suction pad holder/receiver

The suction pad enables you to connect to high gloss surfaces and glass. It can hold the Skipper XS in place and receive the tape end.



Skipper **XS** cord & magnetic holder/receiver

As well as being able to attach to magnetic surfaces, this clip can also be tied to pillars using the provided 'tourniquet' cord. It can hold the Skipper XS in place and receive the tape end.



Skipper™

The total safety management solution



Made in the United Kingdom



Usage guidelines



Skipper™

The total safety management solution

The Skipper **XS** unit

Top cap

This can screw off to allow the attachment of accessories such as the light and sign holder.

Locking button

Stops the tape from retracting for a more permanent solution.

Connector point

The Skipper XS unit has three connector points for facilitating alternate directions of tape.

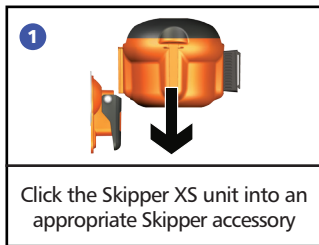


Tape

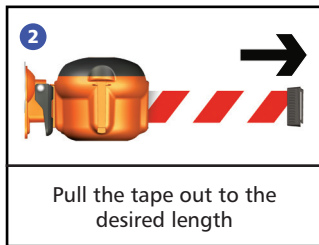
Each Skipper XS unit contains 9m of tape.

Tape end clip

This attaches to the Skipper XS range of accessories, the Skipper unit, and Skipper wall/magnetic receiver clips.



Click the Skipper XS unit into an appropriate Skipper accessory



Pull the tape out to the desired length



Click the tape end into the next appropriate Skipper accessory

Using your Skipper **XS** units

Please read the instructions carefully to avoid damage and improve the lifespan of your Skipper XS units. Failure to do so could seriously affect performance and risk invalidating the guarantee.



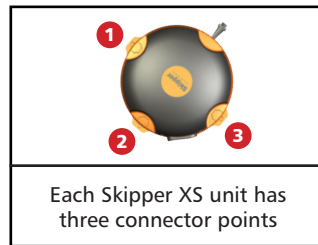
DO NOT allow the tape to retract on its own or crease. Walk it back into the unit



DO NOT retract or pull tape with the lock on. This will cause premature unit failure



DO NOT immerse the Skipper XS unit in water



Each Skipper XS unit has three connector points



Use the tape end clip to attach to accessories



The tape can wrap around an object and attach to itself