

RB22 BARRIER

ACCESSORIES

	RB22 BARRIER	RB22 PIN	RB22 ANGLE	RB22 STOP	RB22 PLATE
PRODUCT CODE	RB22SB		RB22ANG	RB22EN	RB22P
DIMENSIONS (MM)	L2000 x H800 x D500	L800 x D76	L680 x H800 x D500	L680 x H800 x D500	L315 x H100 x D9
MAX ANGLE (DEG)	35 DEG		35 DEG	35 DEG	
MATERIAL	UV MDPE	GALV STEEL	UV MDPE	UV MDPE	GALV STEEL
FILL CAPACITY (L)	540L	-	155	155	
WEIGHT E / F (KG)	60 / 600 KG	4	12 / 167	12 / 167	1.7
COLOURS	RED/ WHITE/ CUSTOM	-	RED/ WHITE / CUSTOM	RED/ WHITE / CUSTOM	-
FILL / DRAIN HOLES (MM)	D95MM / D25MM	-	D95MM / D25MM	D95MM / D25MM	-
FORK CHANNELS	2 X 240MM X 90MM	-	-	-	-
NO PER PALLET	4 (OS)		12	12	
CERTIFICATION	BS EN 1317 – N1 W7	50MPH CRASH TEST	-	-	-



RB22 BARRIER SYSTEM 2

Rugged water filled barrier for traffic and pedestrian delineation

ACCESSORIES

RB22 MESH


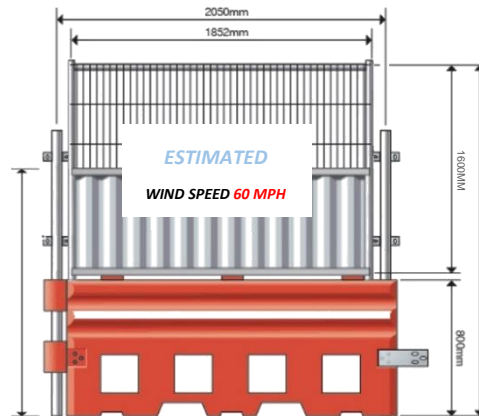
PRODUCT CODE	RB22FP
DIMENSIONS (MM)	L1852 H1400 D40
MATERIAL	STEEL POWDER COAT
PANEL WEIGHT	8.7KG
POLE WEIGHT	10.2KG
COLOURS	WHITE
NO PER PALLET	25 (OS)
CONFIRMED WIND SPEED	77.8 MPH (not to failure)

RB22 50 / 50

L1852 H1600 D40
STEEL POWDER COAT
17KG
10.2KG
WHITE
25 (OS)

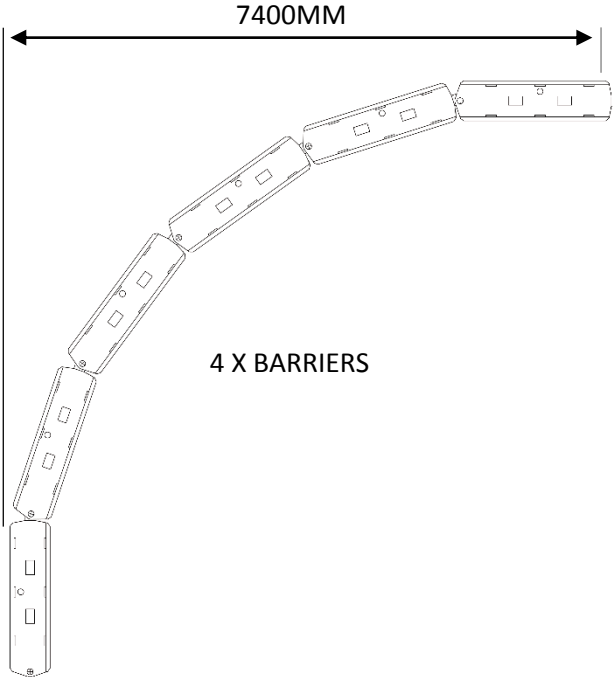
RB22 HOARDING

RB22HP
L1852 H1600 D40
STEEL POWDER COAT
25KG
10.2KG
WHITE
25(OS)
44 MPH (not to failure)

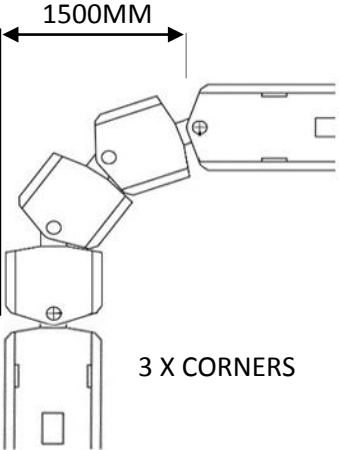


90 DEGREE CORNER LAYOUT

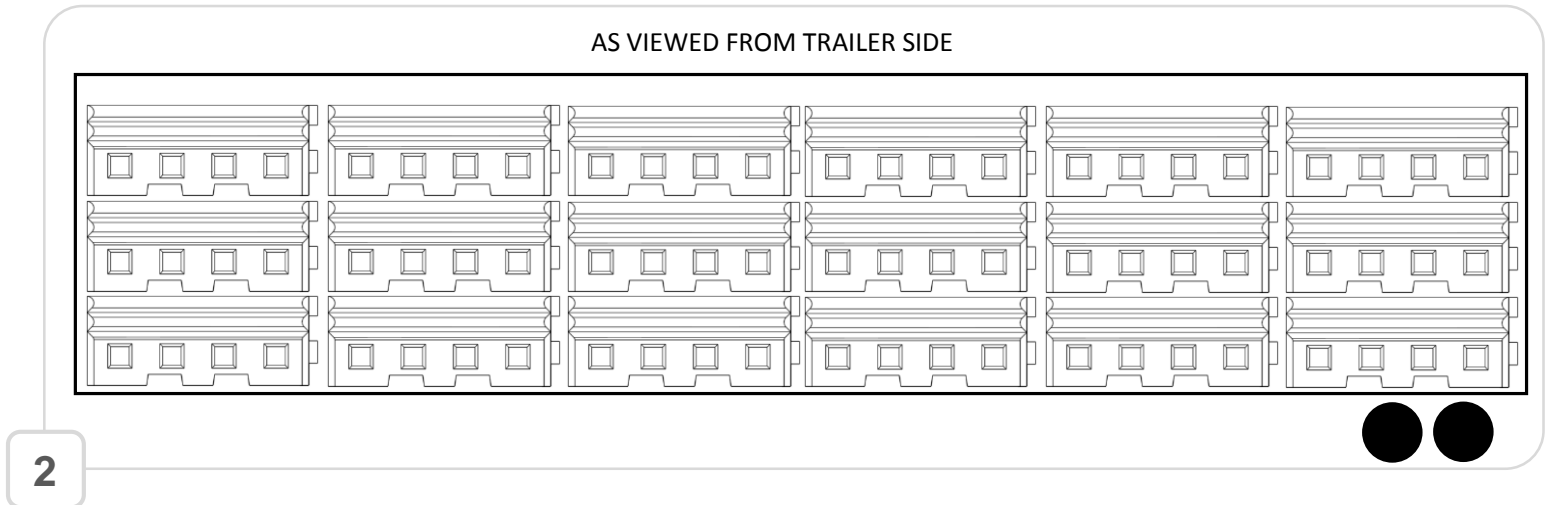
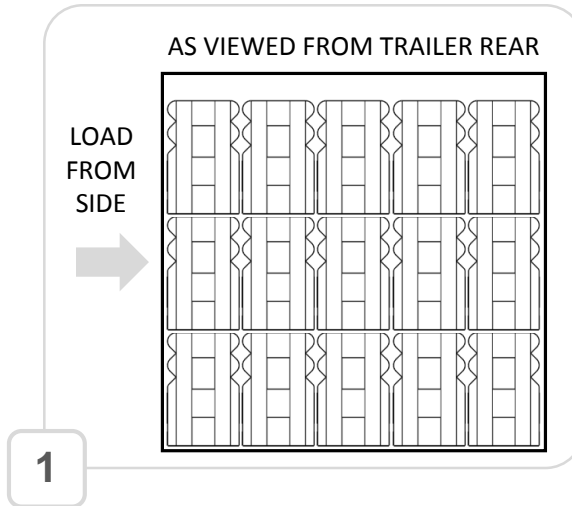
RB22 BARRIER



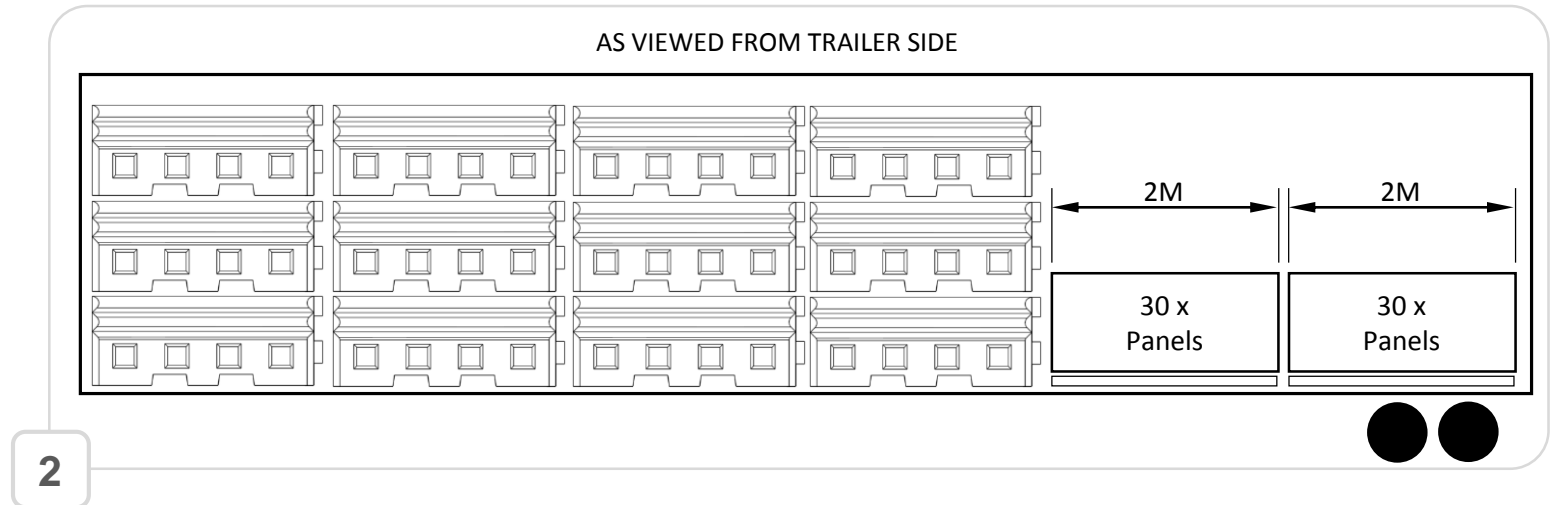
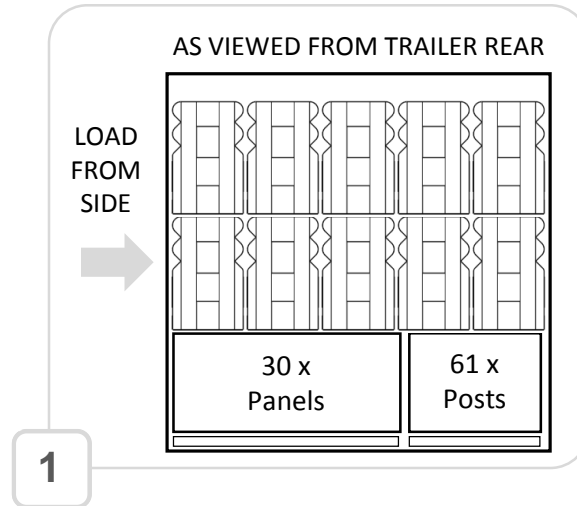
RB22 ANGLE




RB22 BARRIER STACKING



60 X RB22 BARRIER / PANEL STACKING



HOARDING & MESH ASSEMBLY

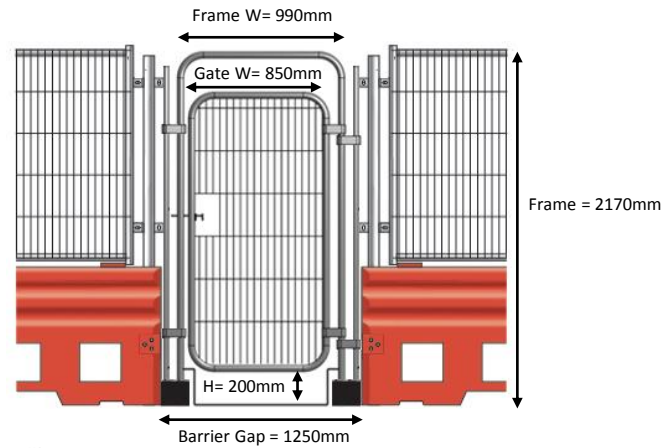


ASSEMBLY PROCESS:

1. Push BARRIERS together tightly. (fig 1)
2. Insert POSTS into top holes and push down to ground, twisting of post or adjustment of barrier position may be needed if tight.
3. Fit PLATES in recesses on both sides of the barriers using 12 x M12 x 25mm bolts with washer. (fig 2)
4. Tighten using a 10mm Alan Key.
5. With 2 fitters, position the PANELS (hoarding or mesh) aligning the lugs.
6. Fasten POST and PANEL through lugs holes, using 4 x M10 x 40mm bolts, using 2 x 17mm spanners. ENSURE THAT 2 WASHERS ARE FITTED UNDER EACH NUT AND BOLT – TOTAL 4 WASHERS PER BOLT - TO SPREAD THE LOAD.

RB22 BARRIER AND GATES ASSEMBLY

Pedestrian Gate



Vehicle Gate

