


Fixing Instructions for 40 Litre Litter Bin.



Fixing to Post.



1] Locate holes at back of bin.



2] Thread Jubilee clip through one hole.



3] Thread through second hole.



4] Wrap around post.



5] Tighten using Screwdriver.



Jubilee Clips

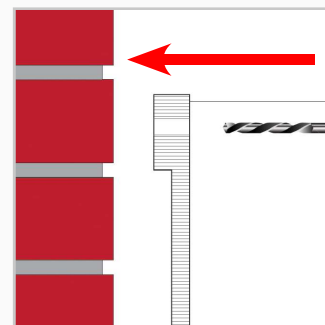
Post

Should be purchased at the same time as purchase of bin.

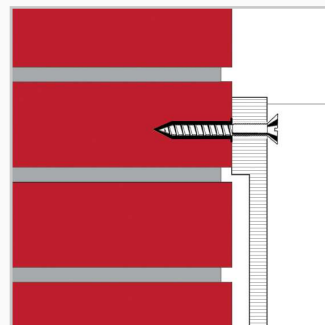
Fixing to Wall.



1] Locate holes at back of bin.



2] Using the two holes as a guide, drill into the wall.



3] Secure the bin to the wall using a plug and screw.



Plugs & Screws not supplied.