

Classic

Man at work



size (mm)	code
600	7001.600.SF
750	7001.750.SF
900	7001.900.SF

Road narrows nearside



size (mm)	code
600	517NS.600.SF
750	517NS.750.SF
900	517NS.900.SF

Road narrows offside



size (mm)	code
600	517OS.600.SF
750	517OS.750.SF
900	517OS.900.SF

Road narrows



size (mm)	code
600	516.600.SF
750	516.750.SF
900	516.900.SF

Classic

Other danger



size (mm)	code
600	562.600.SF
750	562.750.SF
900	562.900.SF

Traffic signals



size (mm)	code
600	543.600.SF
750	543.750.SF
900	543.900.SF

Flood



size (mm)	code
600	554.600.SF
750	554.750.SF
900	554.900.SF

Ice



size (mm)	code
600	554.2.600.SF
750	554.2.750.SF
900	554.2.900.SF

Classic

Slippery road



size (mm)	code
600	557.600.SF
750	557.750.SF
900	557.900.SF

Man at work + Surveying



size (mm)	code
600	7001.600.EF + V.600.SUR
750	7001.750.EF + V.750.SUR
900	7001.900.EF + V.900.SUR

Man at work + Tree cutting



size (mm)	code
600	7001.600.EF + V.600.TCUT
750	7001.750.EF + V.750.TCUT
900	7001.900.EF + V.900.TCUT

Man at work + Hedge cutting



size (mm)	code
600	7001.600.EF + V.600.HCUT
750	7001.750.EF + V.750.HCUT
900	7001.900.EF + V.900.HCUT

Classic

Man at work + Grass cutting



size (mm)	code
600	7001.600.EF + V.600.GCUT
750	7001.750.EF + V.750.GCUT
900	7001.900.EF + V.900.GCUT

Man at work + Gully emptying



size (mm)	code
600	7001.600.EF + V.600.GEMP
750	7001.750.EF + V.750.GEMP
900	7001.900.EF + V.900.GEMP

Man at work + Overhead works



size (mm)	code
600	7001.600.EF + V.600.OWOR
750	7001.750.EF + V.750.OWOR
900	7001.900.EF + V.900.OWOR

Man at work + Overhead cable repairs



size (mm)	code
600	7001.600.EF + V.600.OCR
750	7001.750.EF + V.750.OCR
900	7001.900.EF + V.900.OCR

Classic

Man at work + Line painting



size (mm)	code
600	7001.600.EF + V.600.LPA
750	7001.750.EF + V.750.LPA
900	7001.900.EF + V.900.LPA

Man at work + Road sweeping



size (mm)	code
600	7001.600.EF + V.600.RSWE
750	7001.750.EF + V.750.RSWE
900	7001.900.EF + V.900.RSWE

Man at work + End



size (mm)	code
600	7001.600.EF + V.600.END
750	7001.750.EF + V.750.END
900	7001.900.EF + V.900.END

Road narrows nearside + Single file traffic



size (mm)	code
600	517NS.600.EF + V.600.SFT
750	517NS.750.EF + V.750.SFT
900	517NS.900.FE + V.900.SFT

START

TRAFFIC

Classic; standard range – UK


Classic

Road narrows offside + Single file traffic




size (mm)	code
600	517OS.600.EF + V.600.SFT
750	517OS.750.EF + V.750.SFT
900	517OS.900.EF + V.900.SFT

Cycle route ahead + Child cycle training




size (mm)	code
600	950.600.EF + V.600.CCT
750	950.750.EF + V.750.CCT
900	950.900.EF + V.900.CCT

Keep left



size (mm)	code
600	610L.600.SF
750	610L.750.SF
900	610L.900.SF


Keep right



size (mm)	code
600	610R.600.SF
750	610R.750.SF
900	610R.900.SF


Classic

Keep left/right, reversible




size (mm)	code
600	610REV.600.SF
750	610REV.750.SF
900	610REV.900.SF

Give way to oncoming traffic




size (mm)	code
600x900	615.1.900.SF

Priority over oncoming traffic



size (mm)	code
600x900	811.1.900.SF

Road ahead closed



size (mm)	code
1050x750	7010.3.750.SF


Classic

Road closed




size (mm)	code
1050x750	7010.4.750.SF

Ramp ahead




size (mm)	code
1050x750	7010.2.750.SF

Traffic control ahead



size (mm)	code
1050x750	7010.6.750.SF

When red shows wait here



size (mm)	code
1050x750	7011.750.SF


Classic

Diversion ends + reversible arrow



size (mm)	code
1050x750	2702REV.750.SF

Ramp




size (mm)	code
1050x450	7013.750.SF

Pedestrians left



size (mm)	code
600x450	7018L.450.SF

Pedestrians right



size (mm)	code
600x450	7018R.450.SF

Classic

Pedestrians + reversible arrow



size (mm)	code
600x450	7018REV.450.SF

Footpath closed



size (mm)	code
600x450	7018FC.450.SF

Pedestrians use other footway



size (mm)	code
600x450	7018.4.450.SF

No smoking



size (mm)	code
600x450	NOSMO.450.SF



sales@starttraffic.uk
01905 794 875

