



- Indoor and Outdoor use
- Excellent build quality and strength
- Quickly and easily installed
- Modular construction for easy extension
- Highly visible

This highly visible Medium Duty Railing System separates and protects machinery and pedestrian walkways from light duty vehicular traffic effectively and inexpensively. Ideal for protecting buildings, inventory and workspaces. It is easily and quickly installed with no protruding lugs or bolts.

Finish:

For Indoor use: Powder coated yellow.
For Outdoor use: Hot Dip Galvanised and Powder coated yellow.








Specifications:

Support posts: 3mm wall thickness with black cap.
Base plate: 140 x 160 x 10mm (Drilled 4 fixing holes)
Lateral rails: 60 x 40mm with 3mm wall thickness

Option:

Can also be supplied in our **FLEX** system (see page 65 for details).



Description	Support Posts 1,000 x 70 x 70mm			Lateral Rails (mm) including fixing screws			
	End Post	Centre Post	Corner Post	1,000	1,200	1,500	2,000
							
Delivery weight (kg/ea.)	10	10.5	10.5	5	6	7	9
Powder coated	194.24.261	194.29.943	194.29.694	194.21.266	194.27.076	194.25.352	194.25.650
Typical despatch time (working days)	5 / 10 days						
Hot dip galvanised and powder coated	194.25.033	194.20.894	194.21.831	194.29.126	194.27.265	194.27.828	194.29.847
Typical despatch time (working days)	5 / 10 days						

Fixings	Dimensions (mm)	Delivery weight (kg/ea.)	Reference	Typical despatch time (working days)
Surface fixing bolt S14 (4 per post)	10/100	0.2	109.17.393	1 / 2 days
Through bolt anchor (4 per post)	12/120	0.3	109.24.665	