

BLACK BULL Railing Gate for hybrid railing system



Collision Protection

The BLACK BULL Railing Gate has been designed specifically for use with the BLACK BULL Hybrid Railing System. Manufactured in high quality steel, the gate can be installed to hang either left-hand or right-hand side, and the unique hinge feature allows it to be opened either inwards or outwards up to 90°. It also features a welded panel for extra strength, better visibility, and can be used to feature a warning sign if required. (sign not supplied).

Two versions:

- **NEW:** Can be opened and closed manually.
- Self-closing by means of gas cylinder.

- For indoor installation only
- High quality steel construction
- Self-closing operation
- Warning sign panel

Specification:

Gate size: 835 x 475 mm
 O/all Size: 905 x 520 mm
 Frame profile: 60 x 30 mm
 Wall Thickness: 2 mm
 Protective panel: 250 x 355 mm
 Finish: Powder coated
 Colour: Gate Yellow
 Post Black



Gate	Delivery weight (kg/ea.)	Reference	Typical despatch time (working days)
NEW! Manual closing with installation post	32	203.25.471	5 / 10 days
Self-closing with installation post	30	203.29.398	

TRAFFIC-LINE Pallet Racking Protectors Plastic



Impact Protection for pallet racking uprights manufactured from high quality polyethylene. Easily and quickly secured by two Velcro straps – no drilling into the floor required.

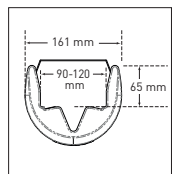
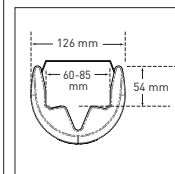

- For racking uprights 60 to 85mm and 90 to 120 mm.
- Fixing by Velcro tape.
- Protects floor from damage.
- Recyclable.

- Flexible cushioning
- Dimensionally stable
- Installed without tools
- TUV approved
- Meets requirements of DIN EN 15512

Dimensions (mm) 550 x 126 x 104 and 550 x 161 x 115.

Note:

According to DGUV Rule 108-007 (formerly BGR 234) plastic impact protection products associated with pallet racking uprights should not be used on corners or passageways. In this situation it is recommended to use steel protection bolted to the floor.



For racking upright dimensions	Dimensions (mm) H x W x D	Delivery weight (kg/ea.)	Reference	Typical despatch time (working days)
60 – 85 mm	550 x 126 x 104	1	197.29.201	1 / 2 days
90 – 120 mm	550 x 161 x 115	1.5	197.22.285	5 / 10 days