



ROAD PLATE

ROAD PLATE

15/5 Road Plate is a lightweight and long lasting alternative to steel.

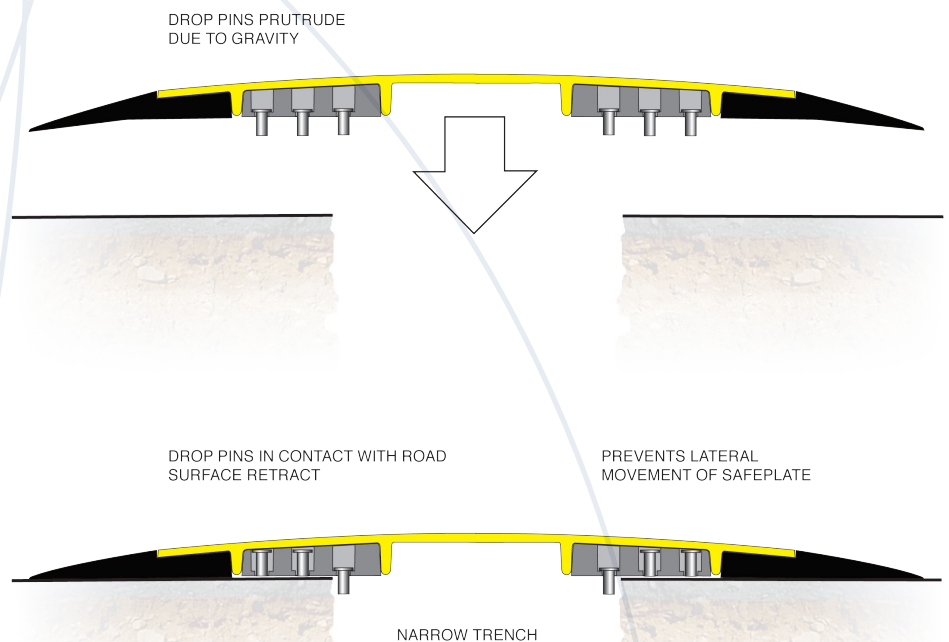
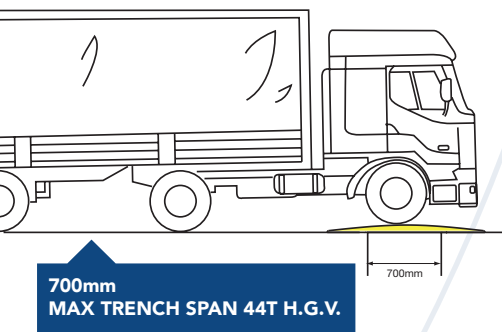
Road Plate is a modular system with individual units linked together.

There's no need for expensive specialist lifting equipment as the road plate weighs only 44kg and can be installed in minutes with a two man lift. No crane needed.

The anti-slip surface provides secure pedestrian access and the innovative flexible edge dampens any unwanted sounds. Road Plate is ideal in residential areas.

Features

- Modular Composite Road Plate System.
- Tested to a vehicle weight of 44tonnes over a 700mm trench.
- Easy two man lift.
- Moulded in anti slip surface.
- Drop pin feature increases the stability.
- Heavy duty linking pieces lock the product together securely.
- End sections can be bolted down.
- Refurbishment service available.
- Slows traffic for increased safety.
- No need for expensive specialist lifting equipment.
- Designed and manufactured in UK.



Integral drop pins increase product stability. Always check the drop pins are in good working order.

Replacement Parts

A selection of replacement parts are available

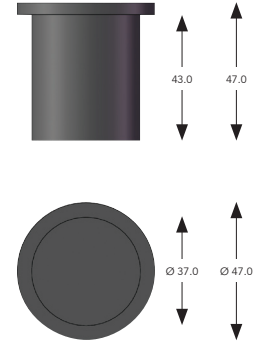
Four recesses for steel plate to bolt Rubberised End Sections to Trenchcover using M8 bolts (Plates not shown)

Rubberised End Section
Two off per assembly
Polyurethane/EPDM
70-80 Shore Hardness


PIN BLOCK
Two off per Assembly

Two off tapped M8 holes each end to attach to Trenchcover

PIN
Twelve off per Assembly
Zinc Plated Mild Steel



04



05



Locks securely into position using bolted end sections and/or Radlock

06



INSTALLATION GUIDE



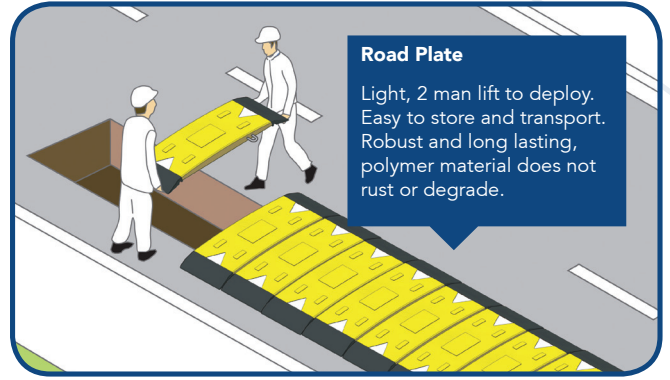
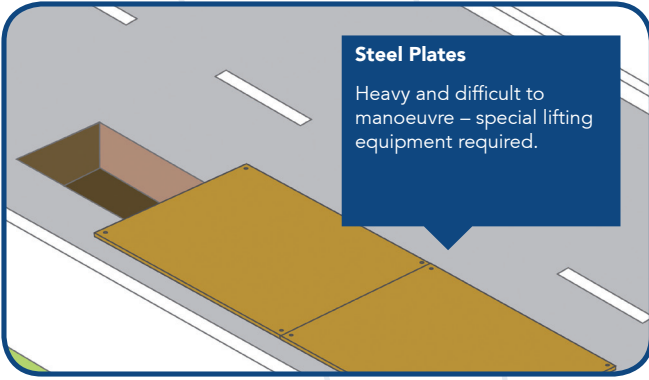
- Check for damage.
- Check the trench width does not exceed 700mm.
- Check the drop pins are in working order.
- Make sure the plates are placed centrally over the trench.
- Lock plates together with inbuilt steel linking pins.
- Once all the plates are in place link the end plates.
- End plates must be bolted to the ground by a minimum of 2 bolts.
- Once securely fitted they will be suitable for a 44 tonne vehicle travelling at 10mph.

Safety Guidelines

- Maximum loading of 6000kg per Road Plate. This is the wheel loading of a 44 tonne vehicle.
- Each Road Plate weighs approx. 40kg and should be lifted by 2 people.
- Always check the condition of Road Plates prior to instalment. Do NOT use if damage is identifiable.
- Maximum speed over Road Plate is 10mph.

Dismantling

- Remove the fixing bolts from the end sections.
- Starting from one end lift the plates to disengage the linking system.
- When removing plates check for any signs of damage and wear.
- Stack securely for transportation and store in a safe environment.



Flexible End

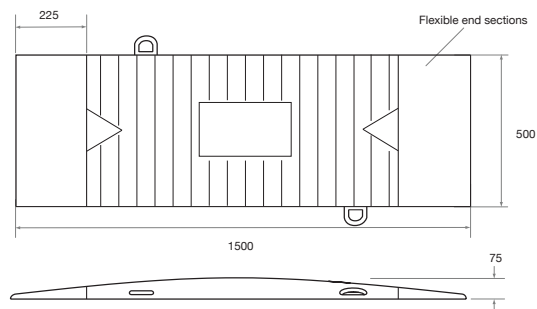
The Road Plate has an integral flexible end which is designed to minimise road noise.

- Ends are made from a flexible PVC compound.
- Helps reduce road noise.
- Can compensate for cambers in the road.
- Replacement parts available.

TECHNICAL SPECIFICATION

ROAD PLATE INNER

Product No 0830
Length, end to end 1500mm
Width 500mm
Weight 44kg
Number per pallet 20
Colour Yellow and Black



ROAD PLATE END

Product No 0814
Length, end to end 1500mm
Width 500mm
Weight 23kg
Number per pallet 20
Colour Yellow

