

Product Information



TYPICAL APPLICATIONS

- Fixing to virtually any material, either solid or hollow, eg metal sheet, plasterboard, plywood, glass, plastic, etc.
- Secure fixing in brittle or unknown substrates.
- Ideal for fixing in irregular or oversized holes.

DESCRIPTION

A problem solving fixing.

SUITABLE FOR USE IN:

For use in virtually any hollow or solid construction material.

FEATURES

1. Resistant to vibration and corrosion.
2. Flange holds fixing flush to wall surface.
3. Sleeve compresses to provide secure fixing, even in irregular shaped holes.
4. Made from synthetic rubber for more severe conditions.
5. Bonded brass insert.

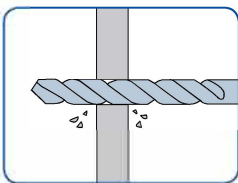
RAWLNUT™ Flexi-Plug

DESCRIPTION	SCREW LENGTH (mm)	HOLE DIAMETER (mm) (d _c)	FLANGE THICKNESS (mm)	LENGTH (mm)	GRIP RANGE (mm)	QUANTITY	PRODUCT CODE		NEW CODE
							PACK	BOX	
M3 (3240)	30	8	1.2	24	6 - 14	4	09-045		RNT-M3x30/4
M3 (3240)	30					50		09-040	RNT-M3x30
M4 (4100)	20	8	1,4	12,6	0 - 4	4	09-105		RNT-M4x20/4
M4 (4100)	20					50		09-100	RNT-M4x20
M4 (4100)	No screws					50		09-093	RNT-M4/12
M4 (4240)	30	8	1,2	24	6 - 14	50		09-130	RNT-M4x30
M4 (4240)	No screws					50		09-123	RNT-M4/24
M5 (5150)	20	10	1,3	14,1	0 - 5	50		09-195	RNT-M5x20
M5 (5150)	No screws					50		09-184	RNT-M5/14
M5 (5250)	30	10	1,3	26,1	8 - 16	4	09-240		RNT-M5x30/4
M5 (5250)	30					50		09-235	RNT-M5x30
M5 (5250)	No screws					50		09-224	RNT-M5/26
M5 (5400)	50	10	1,3	39,8	20 - 30	50		09-317	RNT-M5x40-50
M5 (5400)	No screws					50		09-310	RNT-M5/40
M6 (6150)	No screws	13	1,3	16	0 - 3	50		09-355	RNT-M6/16
M6 (6250)	No screws	13	2	26,7	6 - 13	50		09-385	RNT-M6/27
M6 (6350)	No screws	13	1,3	35	11 - 23	50		09-415	RNT-M6/35
M6 (6500)	No screws	13	1,2	50	26 - 38	50		09-437	RNT-M6/50
M8 (8250)	No screws	16	5	27,9	4 - 10	50		09-473	RNT-M8/28
M8 (8300)	No screws	18	1,2	30	6 - 15	50		09-475	RNT-M8/30
M8 (8500)	No screws	18	2	50	15 - 39	50		09-533	RNT-M8/50
M10 (1055)	No screws	20	1,3	55	20 - 36	25		09-594	RNT-M10/55
M12 (1275)	No screws	24	1,3	80	30 - 50	20		09-654	RNT-M12/80

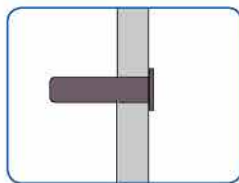
RAWLNUT™ Flexi-Plug Performance Data

MATERIAL	MAXIMUM RECOMMENDED LOAD									
	3240	4240	5250	5400	6250	8300	8500	1055	1275	
Plasterboard 9.5 mm	8 kg	8 kg	9 kg		12 kg	13 kg				
Plasterboard 12.5 mm	10 kg	10 kg	11 kg		14 kg	18 kg				
Blockwork Solid 7 N/mm ²				60 kg			100 kg	130 kg		
Blockwork Hollow 7 N/mm ²				40 kg			65 kg	70 kg		
Blockwork Solid 3,5 N/mm ²				30 kg			50 kg	60 kg		
Blockwork Hollow 3,5 N/mm ²				20 kg			30 kg	40 kg		

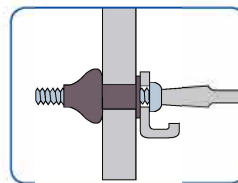
Installation



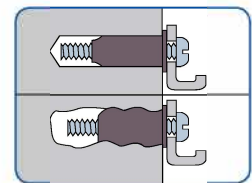
1. Drill appropriate diameter hole. For solid materials, drill hole to length of screw. Clean out hole and remove sharp edges to avoid damaging fixing.



2. Insert the fixing up to its flange.



3. Place fixture in position. Insert screw and tighten to compress sleeve and form a secure fixing. Do not overtighten.



4. Works equally well in uniform or irregularly shaped holes.